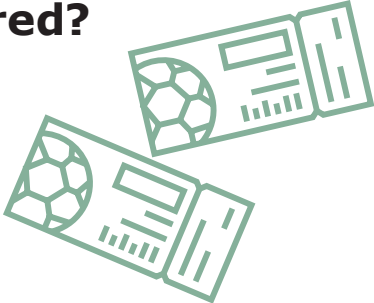




MATCHDAY CHECKLIST

Use this list to help plan your day at Pride Park Stadium. Check off each item to feel prepared and ready to enjoy the match!

BEFORE MATCHDAY

TICKETS	Have you got your tickets?
<input type="checkbox"/> Yes	
<input type="checkbox"/> No	
If yes, how will your tickets be delivered?	
<input type="checkbox"/> Posted	
<input type="checkbox"/> Collect at Stadium	
<input type="checkbox"/> Print at home	

TRAVEL PLAN	How will you travel to the match?	
<input type="checkbox"/> Car	<input type="checkbox"/> Train	
<input type="checkbox"/> Bus	<input type="checkbox"/> Walk	
What time will you leave? (Write your time) _____		
Post-Match Delays After the match, there may be delays when leaving the stadium if you have parked on site. Please plan your departure accordingly.		



ACCESSIBILITY NEEDS

If you need help with accessibility, you can book any of the following services (subject to availability) by calling our Accessibility Team on **01332 667528**, at least 24 hours before matchday.

- | | |
|--|---|
| <input type="checkbox"/> Accessible Parking | <input type="checkbox"/> Noise-cancelling headphones |
| <input type="checkbox"/> Audio Descriptive Commentary | <input type="checkbox"/> Lanyard with Communication Cards |
| <input type="checkbox"/> Induction Loop Equipped Seating | <input type="checkbox"/> Sensory Rooms |
| <input type="checkbox"/> Fidget tools | |

Other (please specify)

Will you bring any personal accessibility aids?

- Mobility aids (e.g. crutches, wheelchair)
- If you plan to bring an assistance dog, please contact us in advance.
- Other (please specify)

ON MATCHDAY

BRING YOUR TICKET **Where is your seat?**

- Make sure your ticket is ready to show.
- Do you know where your seat is? Your ticket will show your seat details and which turnstile to use.
- Check the stadium map for turnstile and accessible entrance locations.

If it helps, you can write your seat details below:

Stand	<input type="text"/>	Row	<input type="text"/>
Turnstile	<input type="text"/>	Seat number	<input type="text"/>



CASHLESS PAYMENTS

Make sure you have a valid payment card for purchases, as Pride Park Stadium is a cashless venue. Contactless payment is also an option.

FUN AT THE MATCH

PLAYERS TO WATCH

Who are you excited to see? Feel free to write down their names.

SNACKS AND DRINKS

Food and drinks are available inside the stadium, so you do not need to bring your own. If you plan to bring snacks, please note:

- **Bags larger than 45cm x 30cm x 15cm are not usually allowed** (more information can be found on our website).
- **Your bag maybe checked when you enter the stadium.**

Write any snacks that you would like to bring with you in the box below, so you do not forget them.



EMERGENCY PLAN

First Aid and Exits

Check the stadium map to locate the first aid rooms and exits.

Support or Emergency Contact (Optional)

If you want to, you can write down the name and phone number of someone who could help you in case of an emergency. This could be a family member or a friend.

Name

Phone Number

